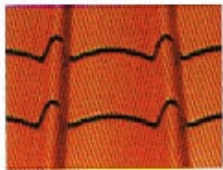
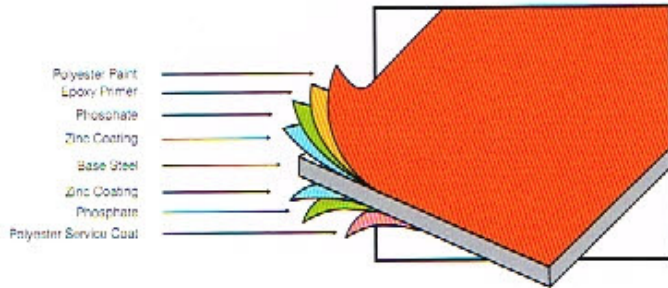


STANDARD MATERIAL SPECIFICATIONS




Terracotta

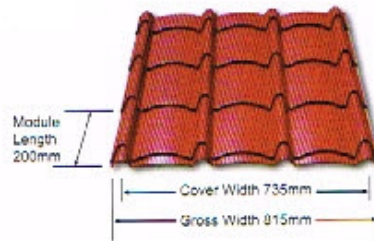


Total coated thickness	- 0.48mm
Base steel thickness	- 0.42mm
Zinc coating	- Z18 or AZ150
Paint coating	- Top : 5 microns epoxy primer 20 microns polyester paint
	- Back : 10 microns service coat
Steel grade	- JIS G3312 - 1987 ASTM A446 D (Min. Yield stress - 345Mpa)
Cover width	- 735mm
Mass	- 4.4kg/m ²
Tolerance	- Length : ± 10mm Cover width : ± 2mm Thickness : ± 0.02mm
Roof pitch	- Minimum 8 degrees

PROFILE SPECIFICATIONS



Roofing Sheet



Fascia Board


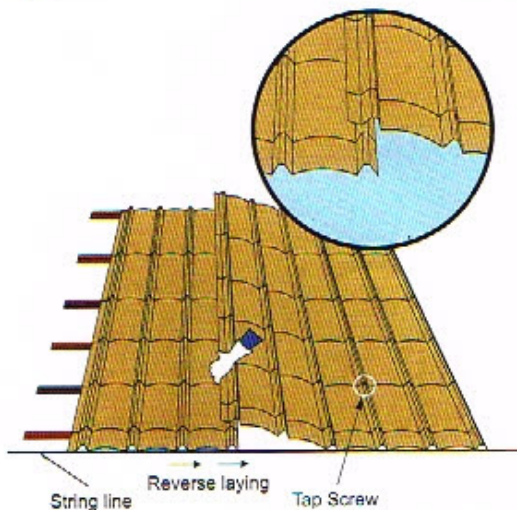
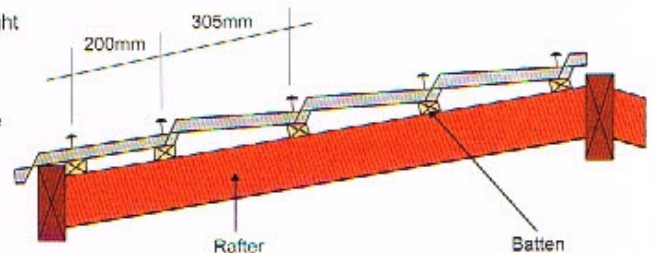
Standard Module Length
* 305mm (eqv. One foot) per module

Variable Module Length
* Minimum 100mm to any requested length

* Tolerance	:	Length	:	± 10mm
		Cover width	:	± 2mm
		Thickness	:	± 0.02mm

IMPORTANT PROCEDURE OF ROOF LAYING

1. Side overlapping of FUJIROOF sheets must be the left rib on top of the right rib of each sheet as shown in the drawings below.
2. Stepping on the sheets must be on the rib at purlin area.
3. Roofers must not step on the convex area of the sheet.
4. Roofers must wear soft rubber shoes to avoid damaging the coating of the roof sheets.



Precaution
Do not step on the convex area of the roofing sheet.

Accessories

The installation of FUJIROOF ROOFING SHEETS must utilize all the necessary roofing accessories such as fasteners, screws, nails, sealant and other specified components manufactured or approved by us.